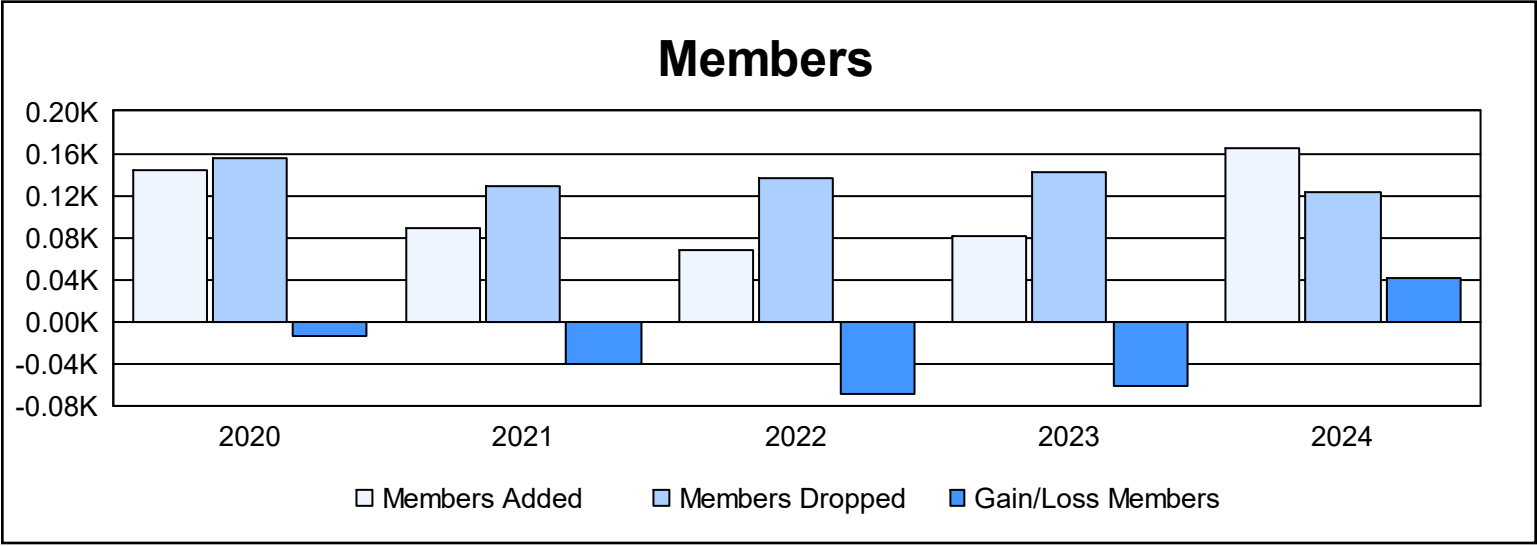
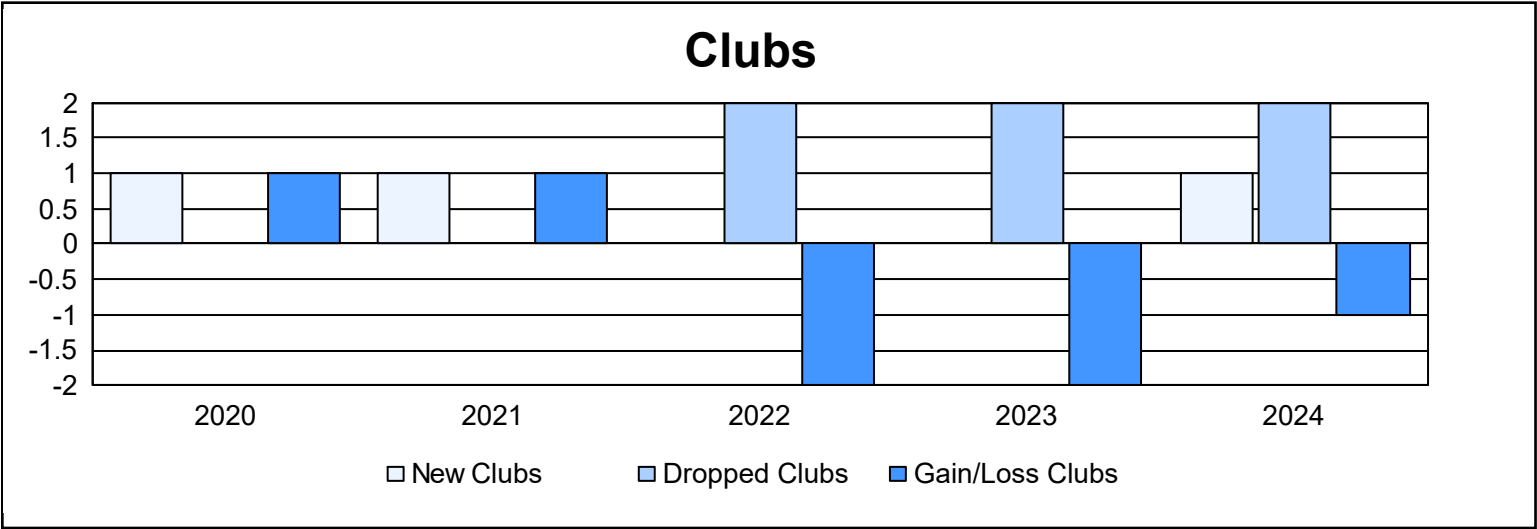
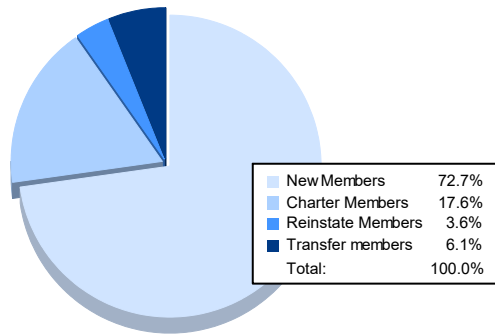


Year	New Clubs	Dropped Clubs	Gain/ Loss Clubs	New Members	Charter Members	Reinstate Members	Transfer Members	Total Member Added	Total Members Dropped	Gain/ Loss Members
2019-2020	1	0	1	89	22	29	3	143	156	-13
2020-2021	1	0	1	64	20	3	2	89	129	-40
2021-2022	0	2	-2	58	1	3	5	67	136	-69
2022-2023	0	2	-2	72	0	2	7	81	142	-61
2023-2024	1	2	-1	120	29	6	10	165	123	42
Average	1	1	-1	81	14	9	5	109	137	-28



### Membership Composition June 2024 Cumulative



### Gender Composition June 2024 Cumulative

